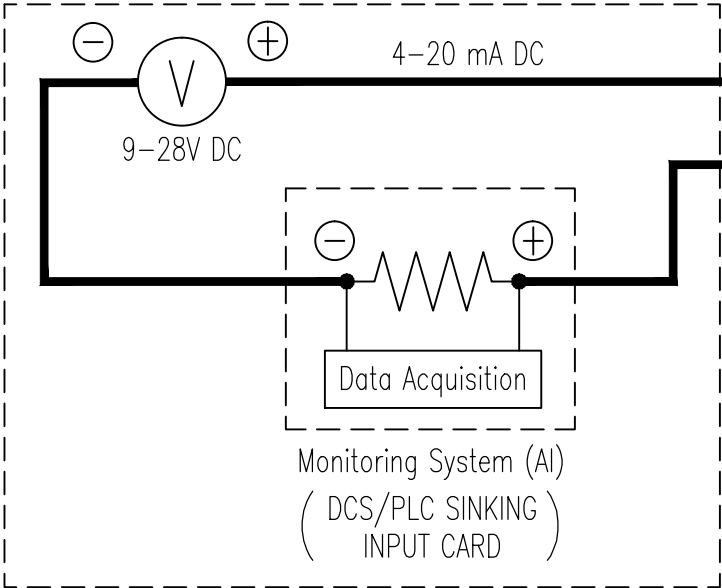
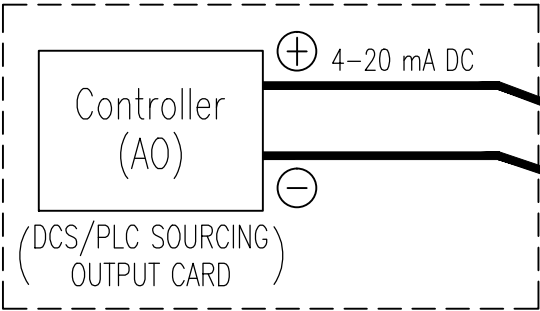
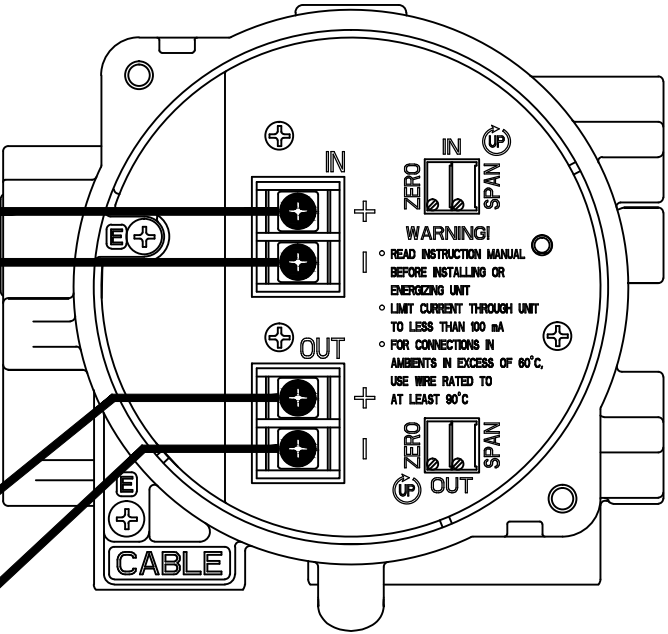



REV.NO.	REVISION DESCRIPTION	DRAWN / DATE	REVIEWED / DATE	APPROVED / DATE
	Previous versions omitted			
△4	PTM line modified	KCH/20191206	JJS/20191206	KTJ/20191206
△5	Number range dispys changed	KYJ/20241119	JJS/20241119	KTJ/20241119



$$R_L \leq \frac{V_s[V] - 9[V]}{I [mA]}$$

$R_L$  = Resistance value of position feedback line  
(Power + Wire + Monitoring system)



SURFACE TEXTURE		PRODUCT NAME		 Rotork YTC Limited <small>GIMPO-SI, KOREA</small>	
-		IP CONVERTER			
FINISH TREATMENT		MODEL		TITLE YT-930 + PTM WIRING DIAGRAM	
-		YT-930			
MATERIAL		PROJECTION	SCALE	DRAWING NO.	
-		3rd	-		
OTHERWISE NOTE	GENERAL TOLERANCE	QUANTITY	SHEET No.	REV.	
-	-	1	1 / 1	930-01 5	