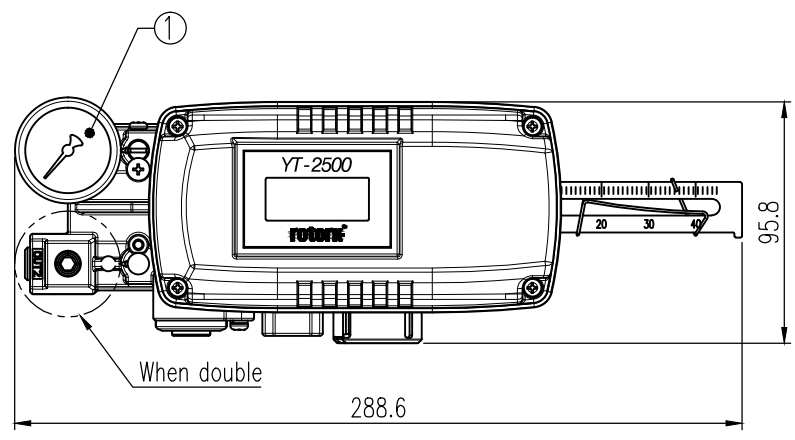


Limit switch specification

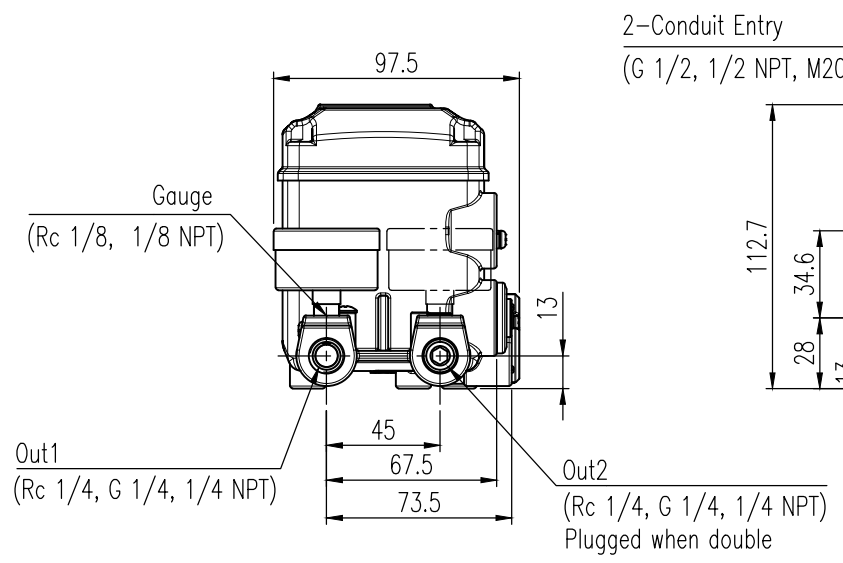
Switch Type	Mechanical Switch x2	Proximity Sensor x2
Voltage	AC 125 V 3 A DC 30 V 2 A	DC 8.2 V Not Detecting ≥3 mA Detecting ≤1 mA
Ambient Temp.	-40 to 85 °C	-25 to 100 °C



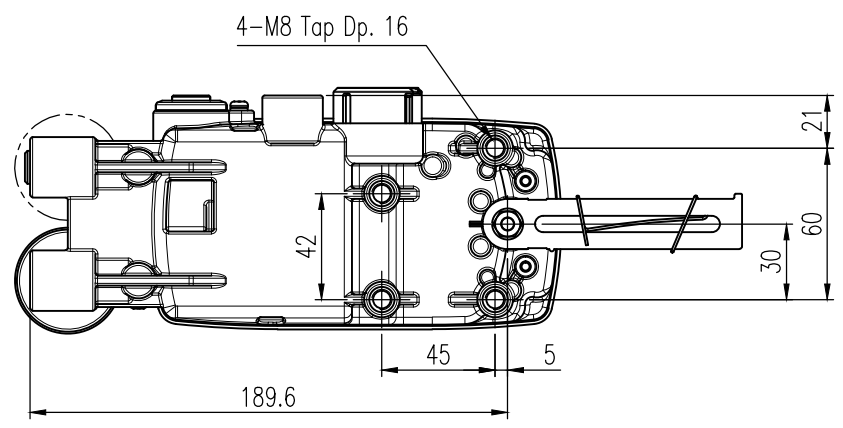
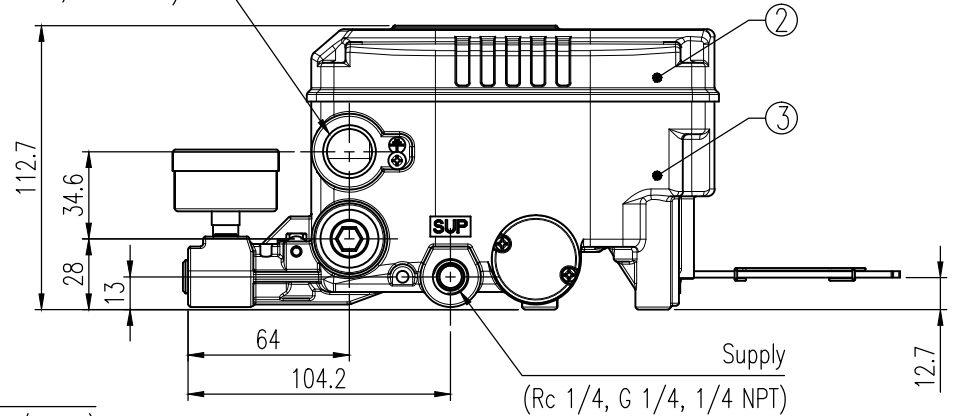
REV.NO.	REVISION DESCRIPTION	DRAWN / DATE	REVIEWED / DATE	APPROVED / DATE
△1	issue for approval	MDK/20080229	JCS/20080229	LYH/20080229
△1	Drawing arrangement	KBJ/20190903	KCH/20190903	KTJ/20190903
△1	Drawing updated	KCH/20250116	JCS/20250116	KTJ/20250116

SPECIFICATIONS

Acting Type	<input type="checkbox"/> Single <input type="checkbox"/> Double
Explosion Protection	<input type="checkbox"/> Non-Explosion proof <input type="checkbox"/> Ex ia IIC T5/T6 ...
Ambient Temp. of Explosion proof	-30 to 60 °C(T5) / -30 to 40 °C(T6)
Operating Temp.	-30 to 80 °C (-22 to 176 °F)
Lever Type	<input type="checkbox"/> 10 to 40mm <input type="checkbox"/> 20 to 70mm <input type="checkbox"/> 50 to 100mm <input type="checkbox"/> 100 to 150mm
Input Signal	4-20mA DC
Supply Pressure	0.14 to 0.7 MPa (1.4 to 7 bar, 20 to 102 psi)
Stroke	10 to 150mm (0.4" to 6")
Impedance	Max. 500 Ohm @ 20 mA DC
Conduit entry, Air Connection, Gauge Connection	G 1/2, G 1/2, G 1/2, M20x1.5P, 1/2 NPT, Rc 1/4, 1/4 NPT, G 1/4, 1/4 NPT, 1/4 NPT, Rc 1/8, 1/8 NPT, 1/8 NPT, 1/8 NPT, 1/8 NPT
Linearity	± 0.5 % F.S.
Hysteresis	± 0.5 % F.S.
Sensitivity	± 0.2 % F.S.
Repeatability	± 0.3 % F.S.
Main Board	MPU: 16 bit Micro Controller A/D Converter: 12 bit D/A Converter: 12 bit
Communication	<input type="checkbox"/> None <input type="checkbox"/> HART Communication
Option	<input type="checkbox"/> None <input type="checkbox"/> Analog Output
Fail Option(Power)	<input type="checkbox"/> Fail Freeze <input type="checkbox"/> Fail Safe
Air consumption	Fail Freeze: 0.01 LPM (Sup. = 0.14 MPa) Fail Safe: 0.06 LPM (Sup. = 0.14 MPa)
Flow Capacity	Fail Freeze: 60 LPM (Sup. = 0.14 MPa) Fail Safe: 40 LPM (Sup. = 0.14 MPa)
Output Characteristics	Linear, EQ%, Quick Open, User set
Housing Material	Aluminum
Ingress Protection	IP66 (excluding the pressure gauges)
Weight	1.5 kg (3.3 lb)



2-Conduit Entry  
(G 1/2, 1/2 NPT, M20x1.5P)



NO.	PART NAME	MATERIAL	Q'TY		REMARK
			SINGLE	DOUBLE	
1	PRESSURE GAUGE	STS304	1	2	
2	BASE COVER	ALDC12	1		
3	BASE BODY	ALDC12	1		
4	MAIN SHAFT	STS303	1		

SURFACE TEXTURE	PRODUCT NAME	PROJECT NAME
FINISH TREATMENT	SMART POSITIONER	
MATERIAL	MODEL	rotork Rotork YTC Limited GMPQ-SI, KOREA
OTHERWISE NOTE	PROJECTION	
GENERAL TOLERANCE	SCALE	TITLE
	QUANTITY	Linear, L/S internal
	SHEET No.	DRAWING NO.
		YT-2500L-02
		REV.
		2