

TITLE: STANDARD CK POSITIONER REMOTE CONTROL CIRCUITRY
MODELS: CK, CKR, CKC, CKRC

ALL CONFIGURABLE ACTUATOR SETTINGS TO BE MADE USING THE LOCAL SELECTORS OR OPTIONAL ROTORK SETTING TOOL.

BEFORE PUTTING THE ACTUATOR INTO SERVICE, IT MUST BE INSTALLED AND COMMISSIONED IN ACCORDANCE WITH PUBLICATION PUB111-007 SAFE USE, INSTALLATION AND MAINTENANCE INSTRUCTIONS.
UNLESS SPECIFIED WITH ORDER, THE ACTUATOR IS DESPATCHED WITH DEFAULT SETTINGS AS LISTED IN PUBLICATION PUB111-005.

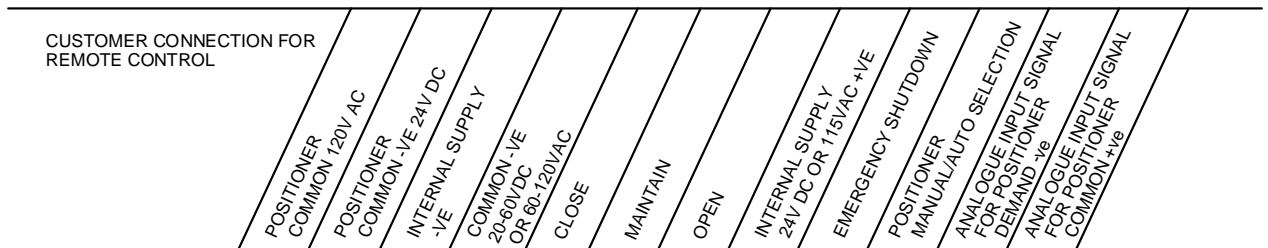
FOR CK CONTROL AND MONITORING FACILITIES, REFER TO E.CK00500 DATASHEET.

NOTE:
ACTUATOR REMOTE CONTROL SIGNALS MAY BE INTERNALLY OR EXTERNALLY SUPPLIED.

INTERNALLY SUPPLIED:
FIT LINK '#' AS SHOWN AND CONNECT REMOTE CONTROL CONTACTS TO INTERNAL SUPPLY ON TERMINAL 21


EXTERNALLY SUPPLIED:
CONNECT CONTROL CONTACTS TO EXTERNAL SUPPLY LIVE/+VE. CONNECT SUPPLY ZERO/-VE TO TERMINAL 43 & 41 FOR SUPPLIES 20-60VDC OR 60-120VAC

FOR CONTROL FORMS D & E, LINK '#' MUST BE FITTED. CONNECT ZERO/-VE AS INDICATED ABOVE.



POSITIONER

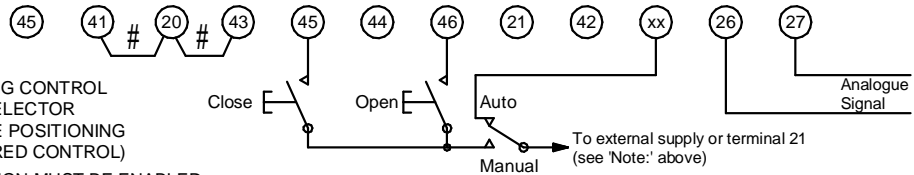
ANALOGUE POSITIONING CONTROL ONLY



POSITIONER

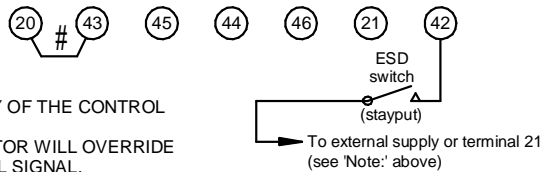
ANALOGUE POSITIONING CONTROL WITH MANUAL/AUTO SELECTOR (PROVIDING ANALOGUE POSITIONING CONTROL OR HARDWIRED CONTROL)

MANUAL/AUTO SELECTION MUST BE ENABLED REFER TO PUB111-005 FOR DETAILS



FORM F

EMERGENCY SHUT-DOWN CIRCUIT. THE ESD CIRCUIT CAN BE ADDED TO ANY OF THE CONTROL CIRCUITS SHOWN ABOVE. AN ESD SIGNAL APPLIED TO THE ACTUATOR WILL OVERRIDE ANY EXISTING OPEN OR CLOSE CONTROL SIGNAL. THE DEFAULT ESD CONFIGURATION IS "STAY PUT", DERIVED FROM A N/O CONTACT (SIGNAL APPLIED). FOR OTHER CONFIGURABLE ESD SETTING OPTIONS, REFER TO PUBLICATION PUB111-007 SAFE USE, INSTALLATION AND MAINTENANCE INSTRUCTIONS.



Rotork Controls. All rights reserved. Subject to change without notice. Previous data sheets invalid with the issue of the latest data sheets.