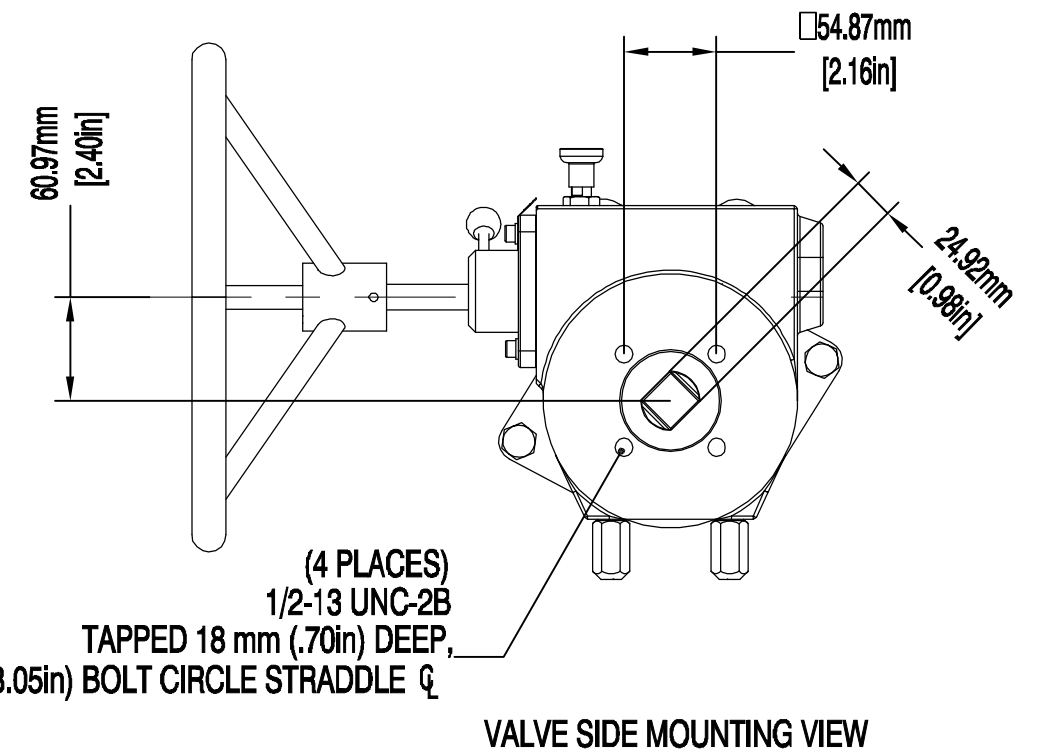
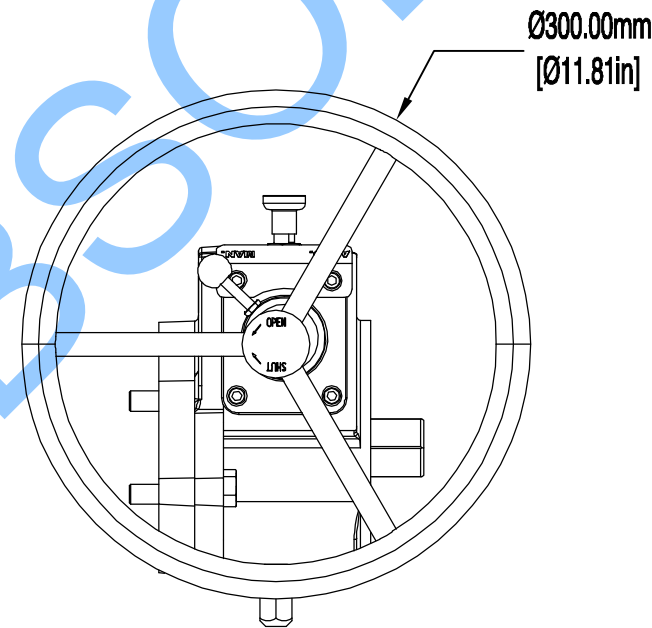
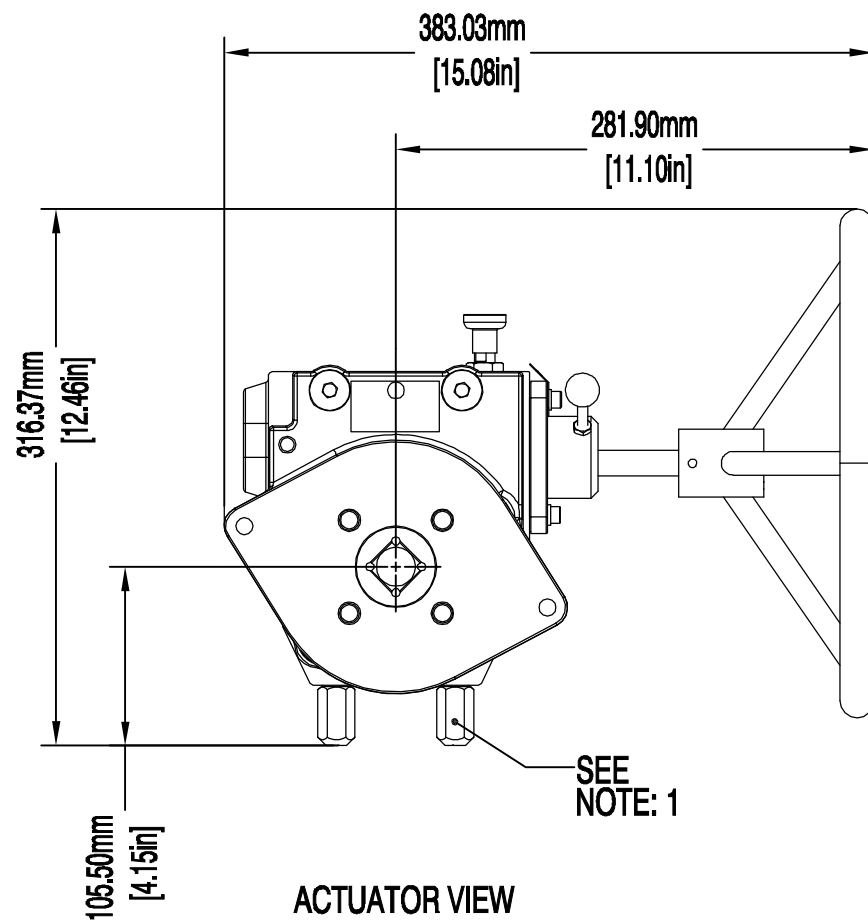


- NOTES:**
- 1) MECHANICAL STOPS, ADJUSTABLE
  - 2) GEAR ENGAGEMENT LEVER
  - 3) DECLUTCH PULL-PIN
  - 4) MOUNTING BOLTS TO K-3 ACTUATOR / SR
  - 5) EST. WT. 19.4 kg (42.77 LB.)
  - 6) ACTUATOR MAY BE REMOVED FROM AUTOMATED VALVE WHILE GEAR REMAINS ATTACHED TO OPERATE THE VALVE OR DAMPER.
  - 7) AVAILABLE WITH ISO 5211 VALVE-SIDE MOUNT FLANGE AND FEMALE DRIVE - CONSULT K-TORK.



<p><b>K-TORK</b> ACTUATORS + CONTROLS</p> <p>Texas - USA www.rotork.com</p>	This drawing is confidential and is the property of Rotork Dallas Inc. and must not be reproduced either wholly or partly. All rights in respect of patents, designs and copyrights are reserved. © 2015		Document type DETAIL DRAWING	Title K-3-DA-HWMO - IMPERIAL MOUNTING HOLES
	Dimensions in mm Scale 1:1	Created S.DINESH 30-JAN-2015	Drawing Number D000000246	Rev 0
Checked S.SUDHIR 30-JAN-2015	Approved K.PRICE 30-JAN-2015	Sheet 1 of 1	Size A3	

OBSOLETE