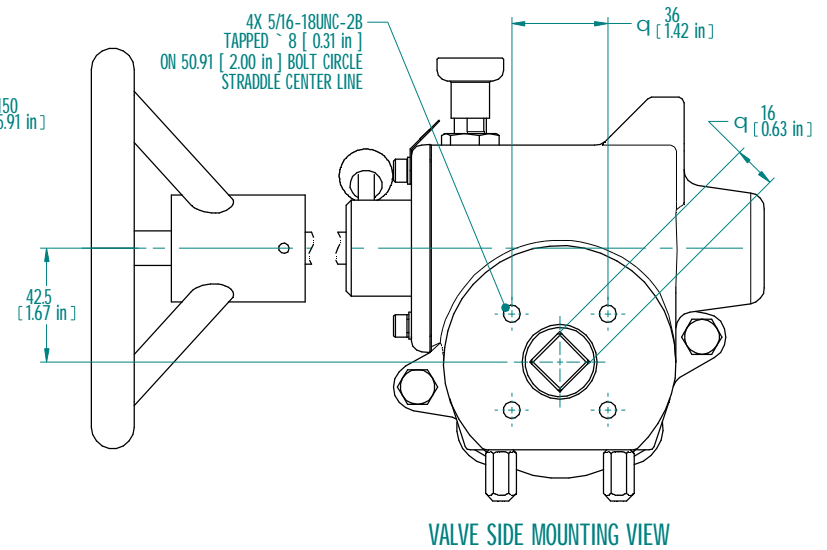
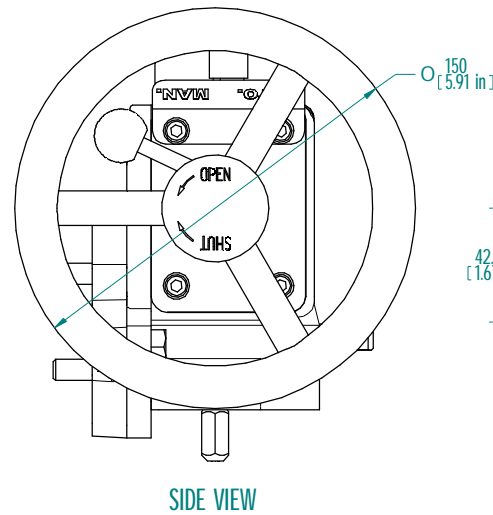
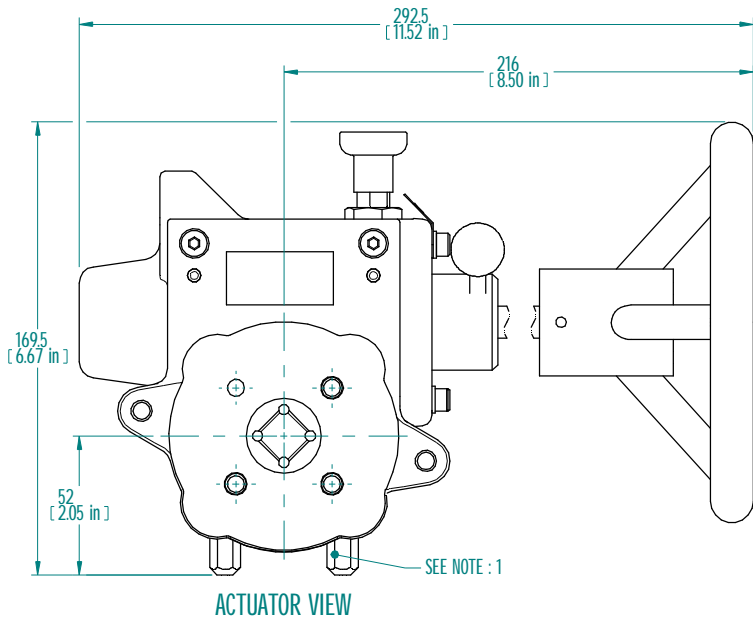
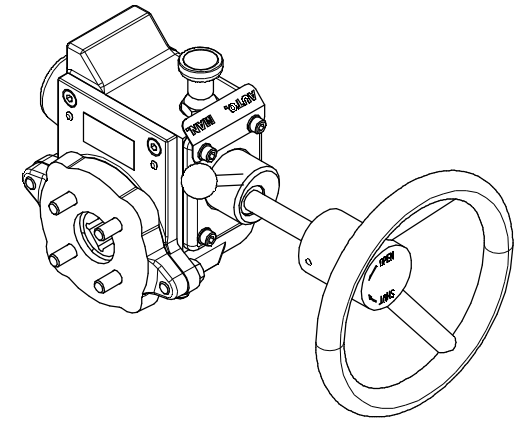
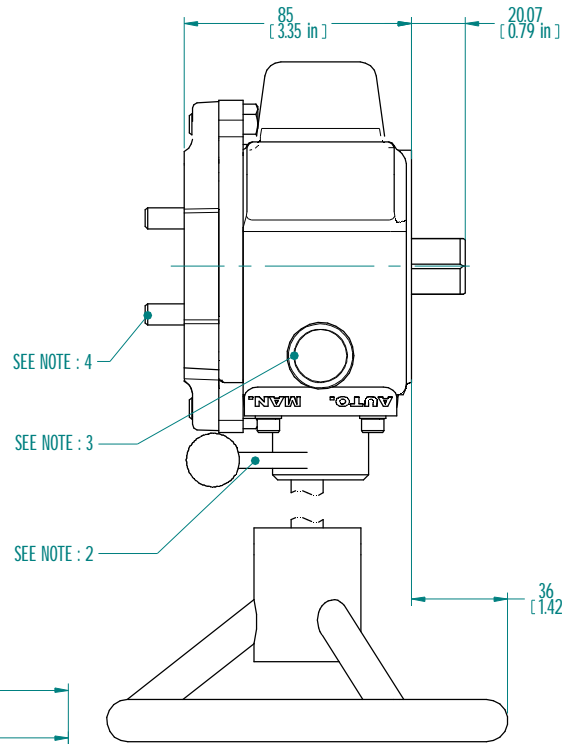


NOTES:

1. MECHANICAL STOPS, ADJUSTABLE
2. GEAR ENGAGEMENT LEVER
3. DECLUTCH PULL-PIN
4. MOUNTING BOLTS TO 10 ACTUATOR / SR
5. EST. WT. 6.05 kg (13.34 LB.)
6. ACTUATOR MAY BE REMOVED FROM AUTOMATED VALVE WHILE GEAR REMAINS ATTACHED TO OPERATE THE VALVE OR DAMPER.
7. AVAILABLE WITH ISO 5211 VALVE-SIDE MOUNT FLANGE AND FEMALE DRIVE - CONSULT ROTORK.



rotork
Dallas, Texas - USA
www.rotork.com

This drawing is confidential and is the property of Rotork Dallas Inc. and must not be reproduced either wholly or partly. All rights in respect of patents, designs and copyrights are reserved. © 2015

Document type		GENERAL ARRANGEMENT		Title	
		Dimensions in mm		KT-10-HWMO	
		Scale 1:2		IMPERIAL MOUNTING HOLES	
Created	K.SEKAR	12-JUN-2015	Drawing Number		
Checked	S.SUDHR	12-JUN-2015	D000000244		
Approved	K.PRICE	12-JUN-2015	Sheet 1 of 1	Size A3	Rev B

Rev C