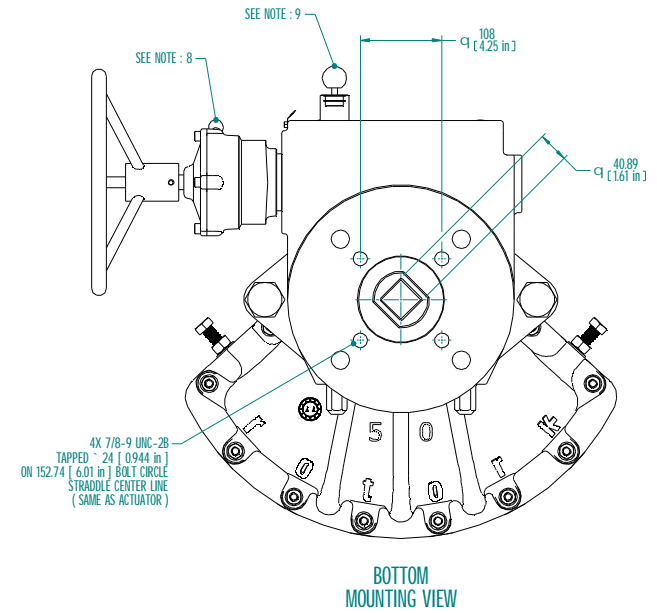
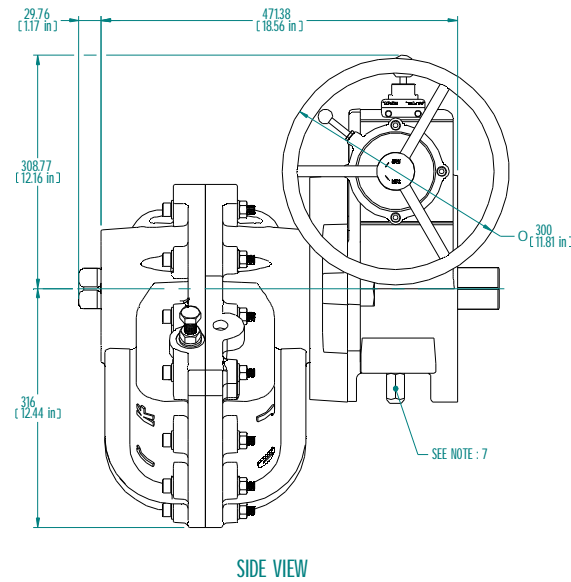
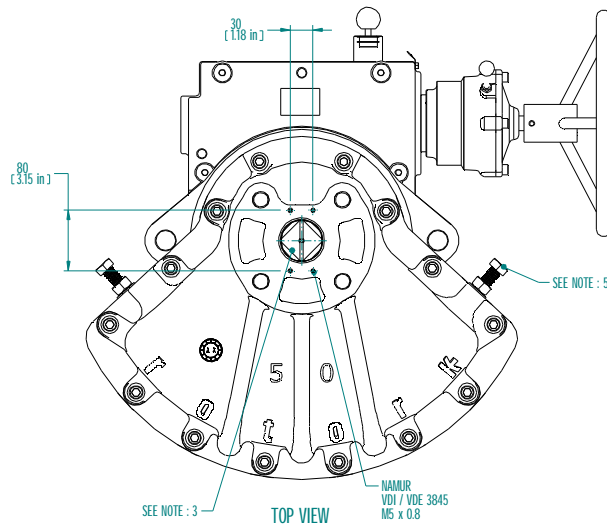
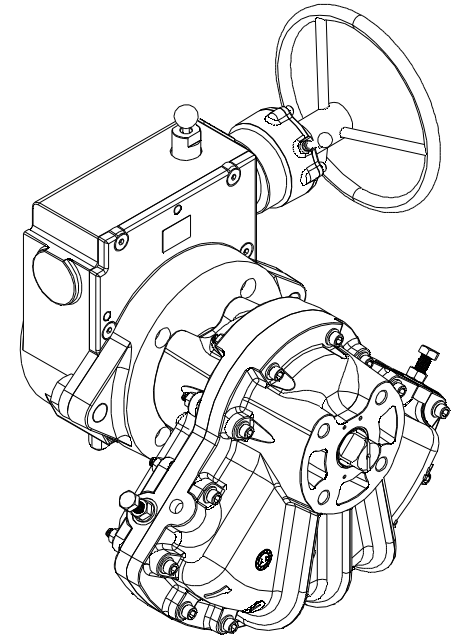
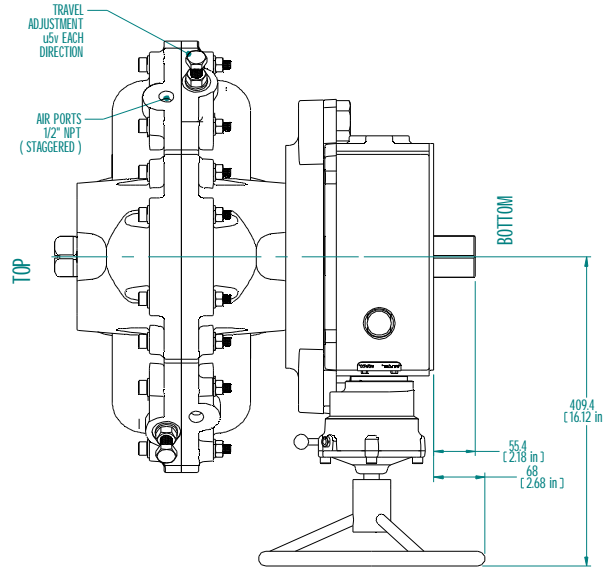
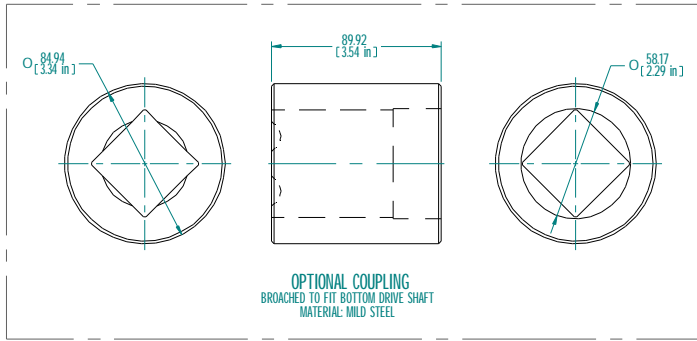


- NOTES:
1. MAX. ALLOWABLE OPERATING PRESSURE (MAOP) = 10 BAR (150 PSIG)
 2. WARNING - SEE ROTORK INSTALLATION, OPERATION & MAINTENANCE MANUAL BEFORE MOUNTING, INSTALLING OR SERVICING.
 3. ACTUATOR SHOWN IN FULL CW POSITION, SCRIBE MARK ON SHAFT SHOWS VANE LOCATION.
 4. WEIGHT 156.49 Kg (345.0 LB)
 5. RESTRICTED TRAVEL VERSIONS OPTIONAL
 6. ACTUATOR MAY BE REMOVED FROM AUTOMATED VALVE WHILE GEAR REMAINS ATTACHED TO OPERATE THE VALVE OR DAMPER
 7. GEARBOX MECHANICAL STOPS, ADJUSTABLE
 8. GEAR ENGAGEMENT LEVER
 9. DECLUTCH PULL-PIN



B	K.SEKAR	K.PRICE	15-JUL-2015	DESCRIPTION UPDATED
A	K.SEKAR	K.PRICE	12-JUN-2015	REDRAWN: SOLID EDGE 3D
Rev	ECN	Revised	Approved	Date Change Description

rotork
Dallas Texas - USA
www.rotork.com

This drawing is confidential and is the property of Rotork Dallas Inc. and must not be reproduced either wholly or partly. All rights in respect of patents, designs and copyrights are reserved. © 2015

Document type	GENERAL ARRANGEMENT	
Created	K.SEKAR	12-JUN-2015
Checked	S.SHIR	12-JUN-2015
Approved	K.PRICE	12-JUN-2015

Title	KT-50-DA-HAND - IMPERIAL AIR PORTS & MOUNTING HOLES
Dimensions in mm	Scale 1:2
Drawing Number	D000000232
Sheet	1 of 1
Size	A2

Rev