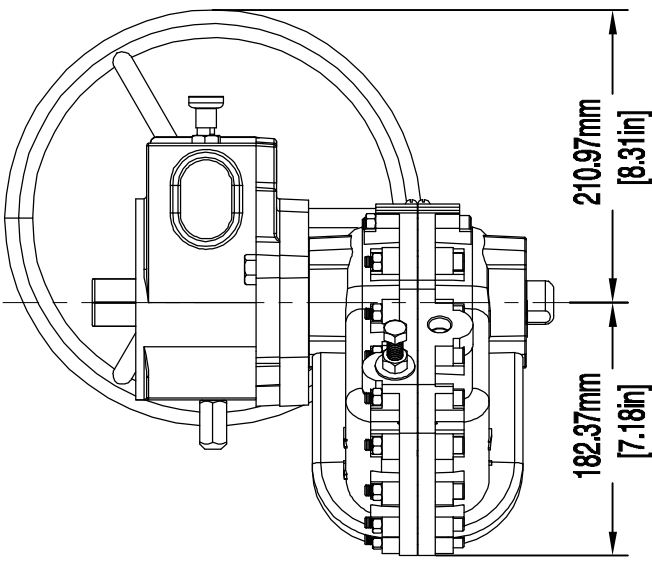
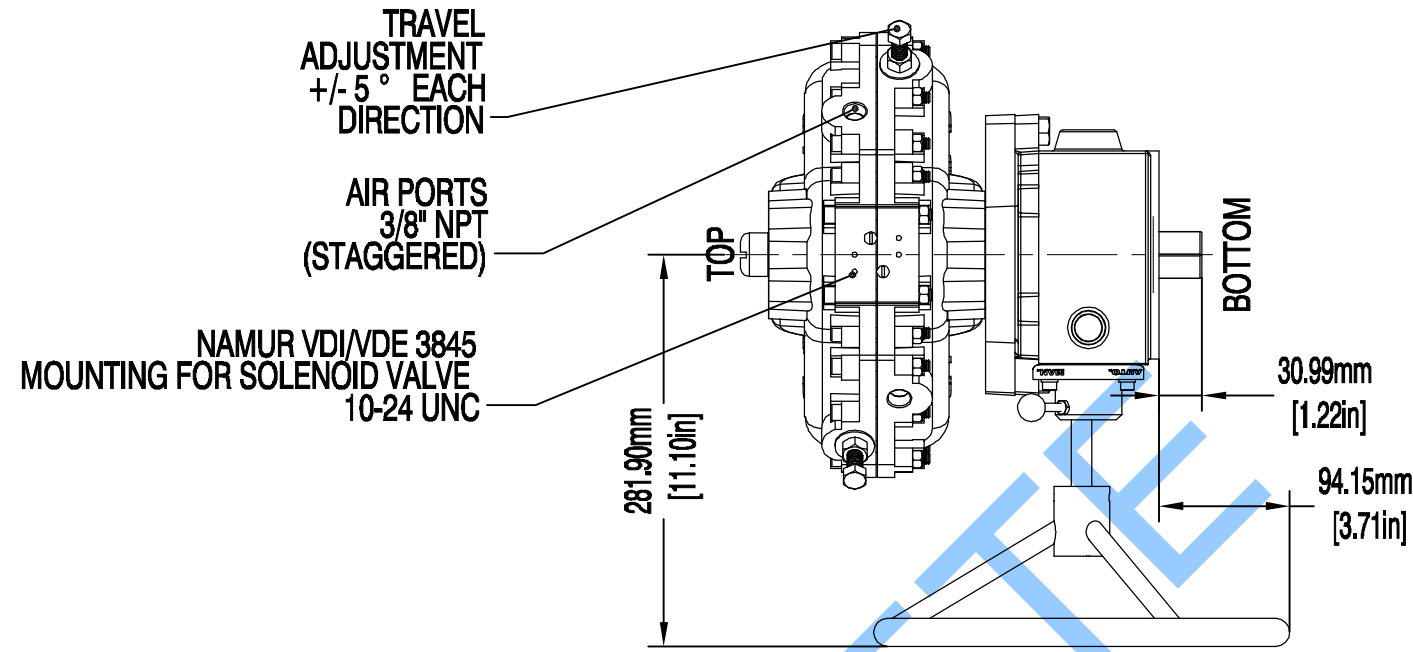
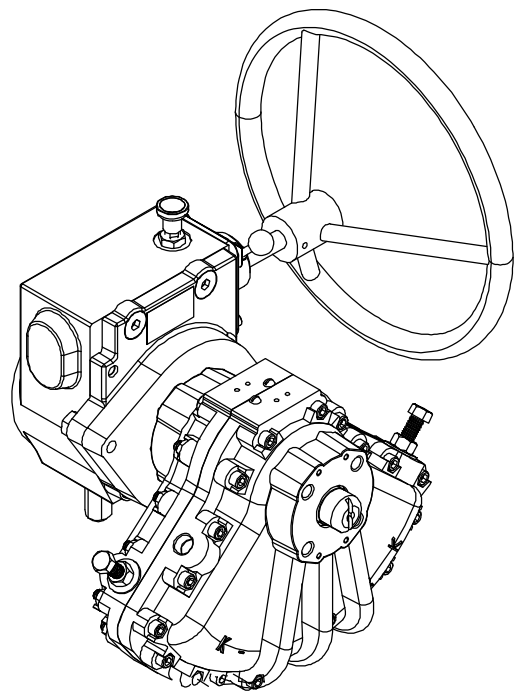
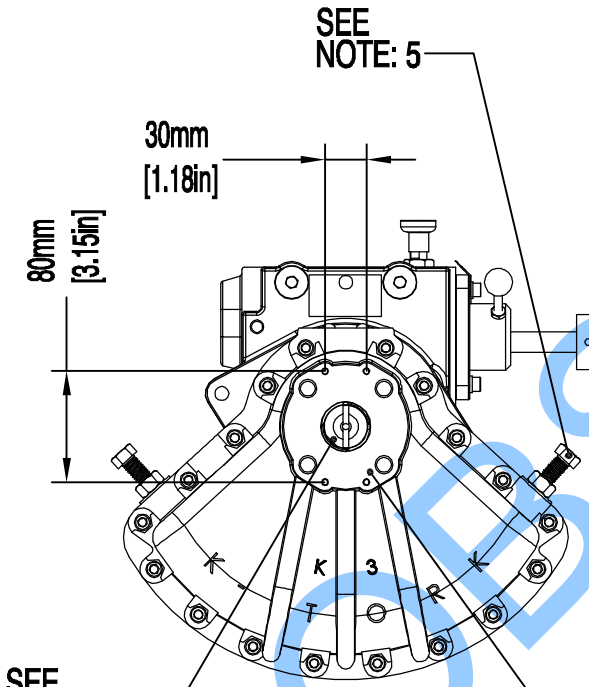


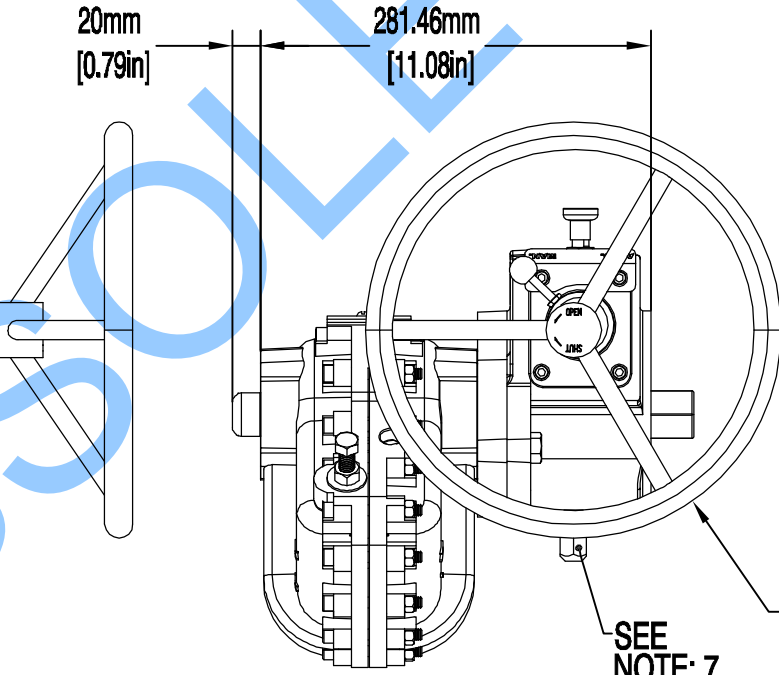
- NOTES:**
- 1) MAX ALLOWABLE OPERATING PRESSURE (MAOP) = 10 BAR (150 PSIG)
  - 2) WARNING - SEE K-TORK INSTALLATION, OPERATION & MAINTENANCE MANUAL BEFORE MOUNTING, INSTALLING OR SERVICING.
  - 3) ACTUATOR SHOWN IN FULL CW POSITION, FLAT ON SHAFT SHOWS VANE LOCATION.
  - 4) WEIGHT 29.21 kg (64.4 LB.)
  - 5) RESTRICTED TRAVEL VERSIONS OPTIONAL.
  - 6) ACTUATOR MAY BE REMOVED FROM AUTOMATED VALVE WHILE GEAR REMAINS ATTACHED TO OPERATE THE VALVE OR DAMPER.
  - 7) GEARBOX MECHANICAL STOPS, ADJUSTABLE
  - 8) GEAR ENGAGEMENT LEVER
  - 9) DECLUTCH PULL - PIN



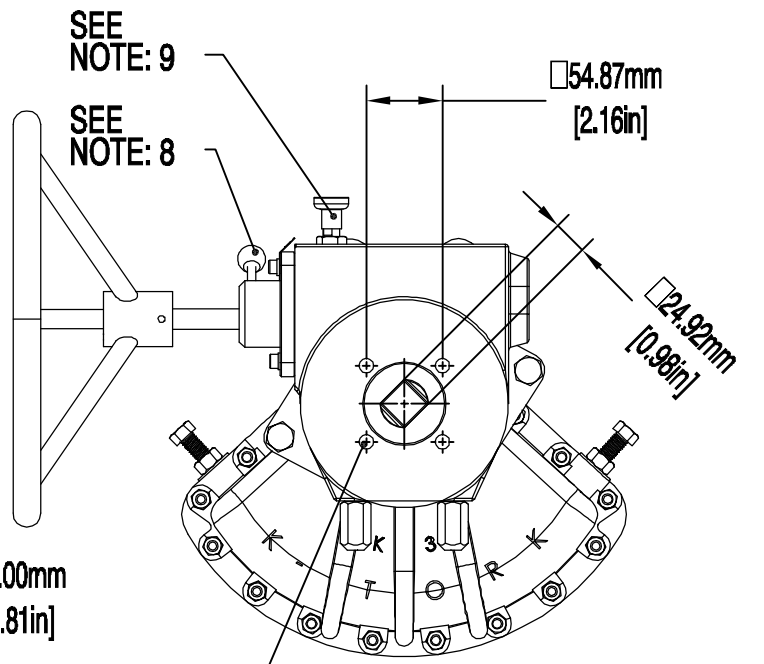
**SIDE VIEW**



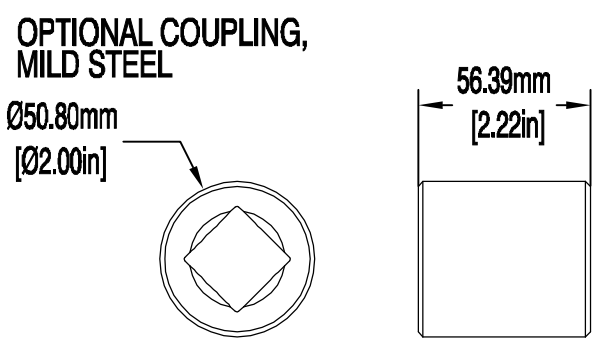
**TOP VIEW**



**SIDE VIEW**



**BOTTOM MOUNTING VIEW**



**BROACHED TO FIT BOTTOM DRIVE SHAFT**

NAMUR VDI/VDE 3845 M5 x .8

(4 PLACES)  
1/2-13 UNC-2B  
TAPPED 18 mm (.70in) DEEP,  
77.5mm (3.05in) BOLT CIRCLE  
STRADDLE  $\phi$

**K-TORK**  
ACTUATORS + CONTROLS

Texas - USA  
www.rotork.com

This drawing is confidential and is the property of Rotork Dallas Inc. and must not be reproduced either wholly or partly. All rights in respect of patents, designs and copyrights are reserved. © 2015

Document type	DETAIL DRAWING		Title	
	Dimensions in mm		K-3-DA-HWMO - IMPERIAL AIR PORTS & MOUNTING HOLES	
	Scale 1:1		Drawing Number	
Created	S.DINESH	30-JAN-2015	D000000224	
Checked	S.SUDHIR	30-JAN-2015	Rev	0
Approved	K.PRICE	30-JAN-2015	Sheet 1 of 1	Size A3