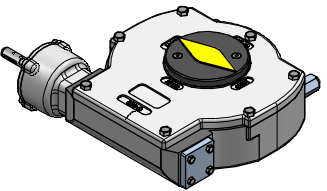
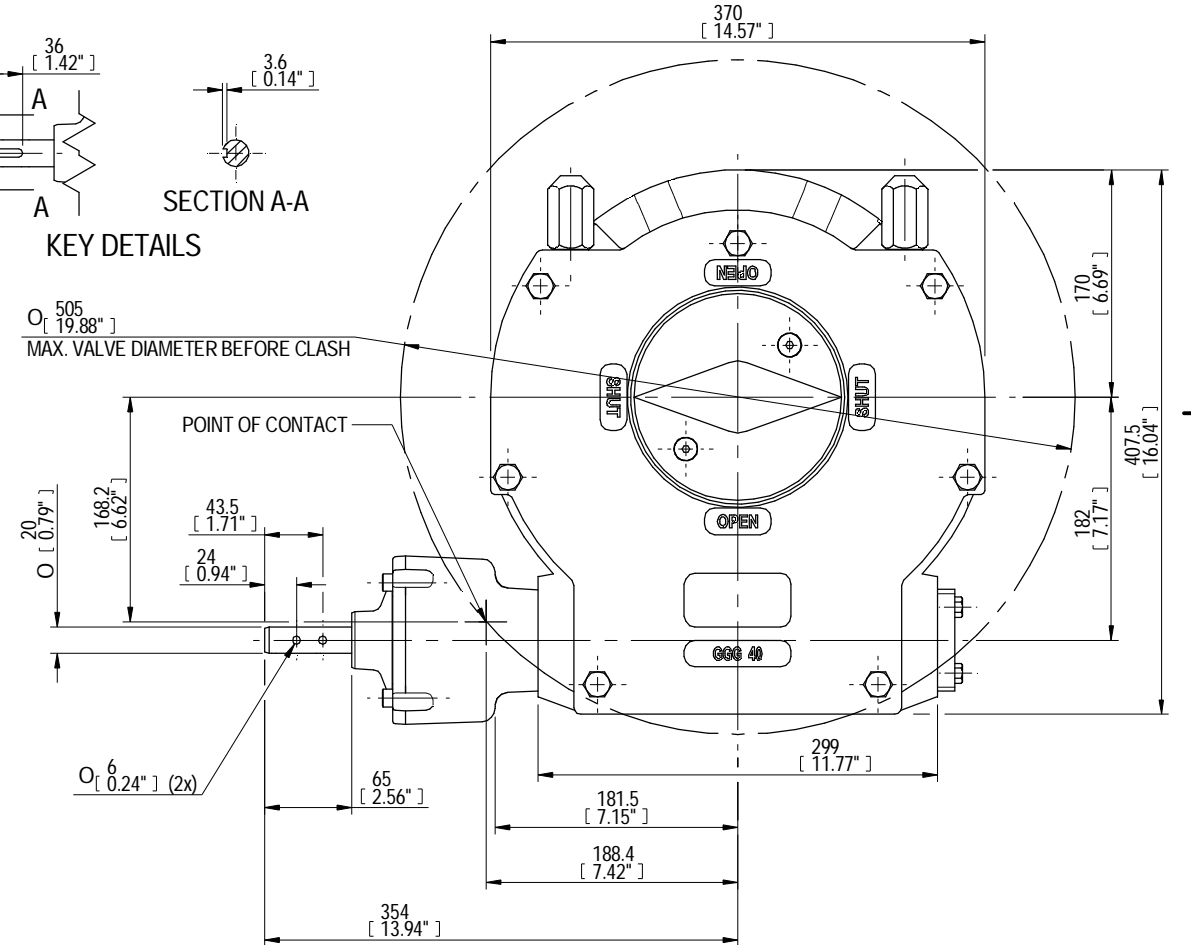
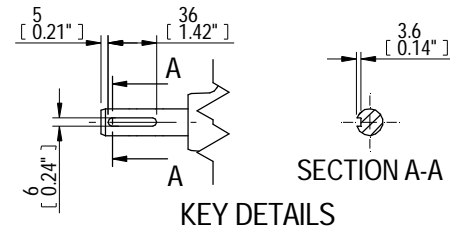
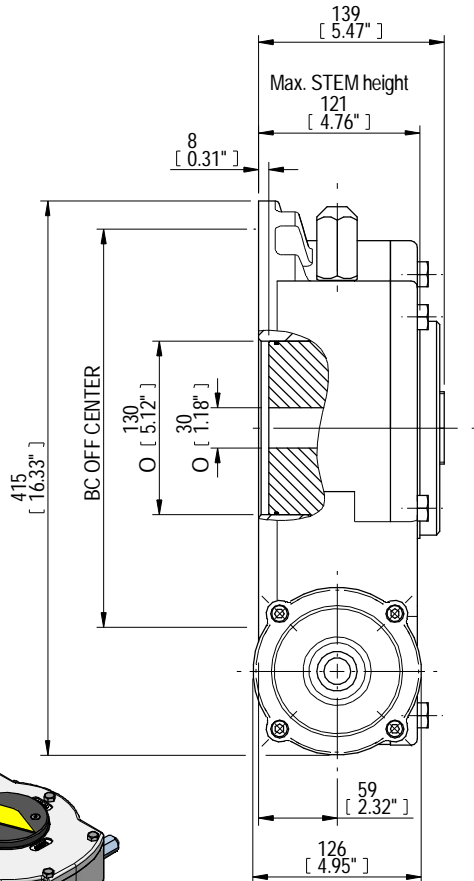
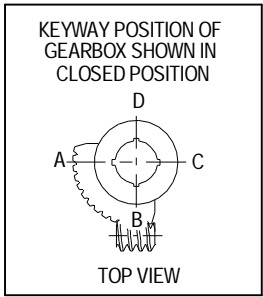


DESCRIPTION				MOUNTING HOLES - BOLT CIRCLE (OFF CENTRES)			BORE; STEM ACCEPTANCE WITH KEYWAY IN ACCORDING WITH STANDARD			TORQUE			
RATIO	TURNS TO CLOSE	TRAVEL (1/4 TURN)	WEIGHT	NR of HOLES	MIN ENVELOP PCD - ØHOLE	MAX ENVELOP PCD + ØHOLE	ACCORDING TO ISO 5211 / MSS SP-101	MIN	MAX	STANDARD	OUTPUT	INPUT	MA
326:1	81.5	-5° TO 95°	62.5 kg	4	Ø134 mm	Ø335 mm	F16	Ø30 mm	Ø100 mm	DIN 6885-1	12500 Nm	130 Nm	96.0 ± 15%
				8	Ø134 mm	Ø335 mm	F25 - F30						
			138 lbs	4	Ø5.28 inch	Ø13.19 inch	FA16	Ø1.18 inch	Ø3.94 inch	ANSI B17.1	110634 lbf.in	1152 lbf.in	
				8	Ø5.28 inch	Ø13.19 inch	FA25 - FA30						



ISOMETRIC VIEW
1:10

AS PART OF CONTINUOUS PRODUCT DEVELOPMENT, ALL DETAILS SUBJECT TO CHANGE WITHOUT PRIOR NOTICE. FOR UP TO DATE DETAILS PLEASE VISIT www.rotork.com

 LOSSER - THE NETHERLANDS www.rotork.com	This drawing is confidential and is the property of Rotork Gears and must not be reproduced either wholly or partly. All rights in respect of patents, designs and copyrights are reserved. © 2013		Document type DETAIL DRAWING	Title AB6800G WITH A PR4 RH PLANETARY GEARBOX-PR4
	Created NTS Checked PRABU D Approved	07/11/2013 15/11/2013	Dimensions in mm Scale 1:4	Drawing Number AB6800G-PR4 RH

Rev	CN	Revised	Approved	Date	Change Description
A				15/11/2013	FIRST ISSUE