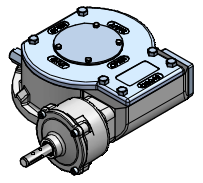
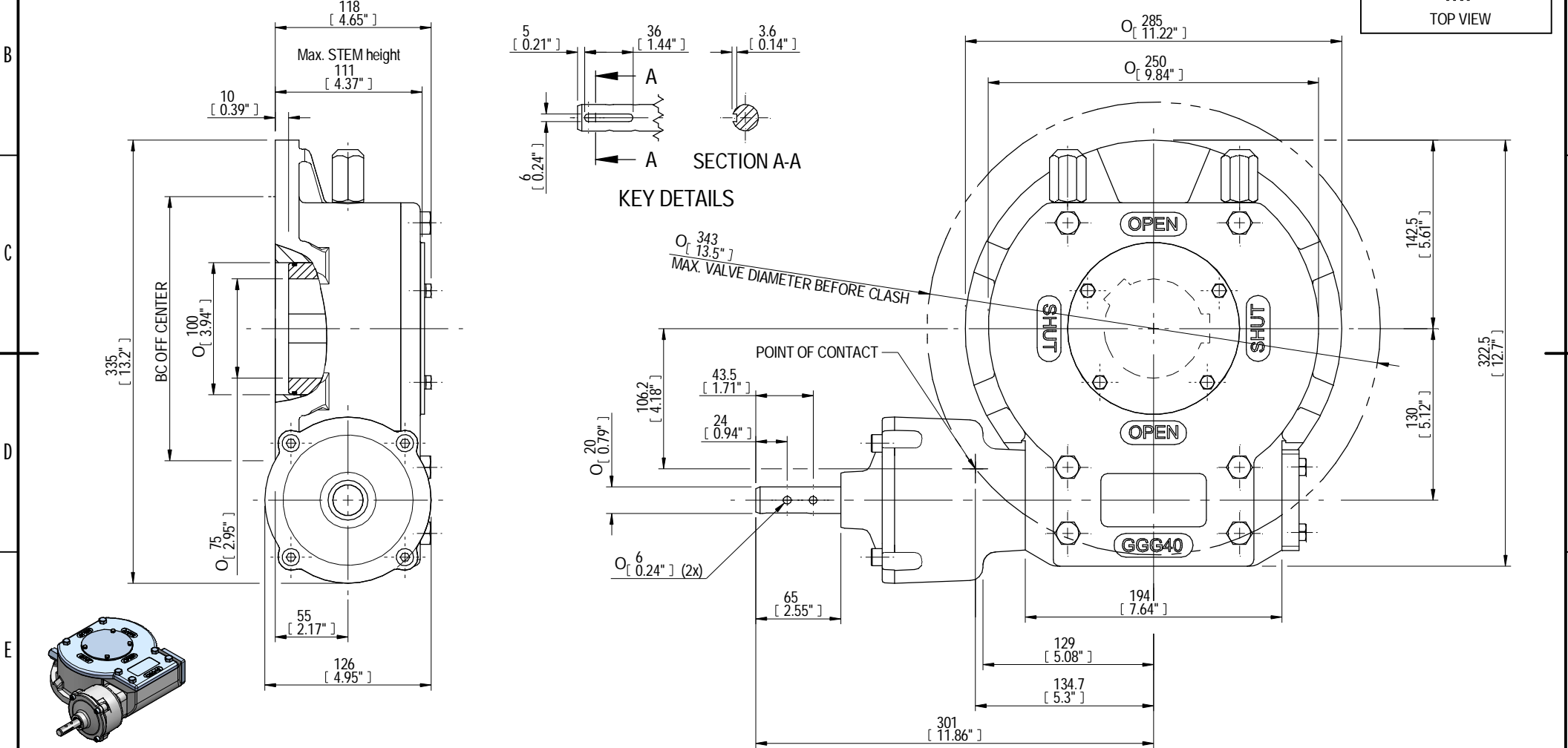
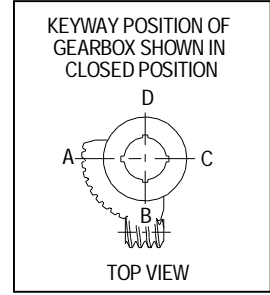


DESCRIPTION				MOUNTING HOLES - BOLT CIRCLE OFF CENTRES				BORE: STEM ACCEPTANCE WITH KEYWAY IN ACCORDING WITH STANDARD			TORQUE		
RATIO	URNS TO CLOSE	TRAVEL (1/4 TURN)	WEIGHT	NR of HOLES	MIN ENVELOP PCD - ØHOLE	MAX ENVELOP PCD + ØHOLE	ACCORDING TO ISO 5211 / MSS SP-101	MIN	MAX	STANDARD	OUTPUT	INPUT	MA
217:1	54.25	-5° TO 95°	39 kg	4	Ø 104 mm	Ø 280 mm	F12-F14-F16	Ø 16 mm	Ø 55 mm	DIN 6885-1	7000 Nm	106 Nm	66.0u 15%
				8	Ø 104 mm	Ø 280 mm	F25						
			85 lbs	4	Ø 4.09 inch	Ø 11.02 inch	FA12-FA14-FA16	Ø 0.63 inch	Ø 2.05 inch	ANSI B17.1			
				8	Ø 4.09 inch	Ø 11.02 inch	FA25						



ISOMETRIC VIEW
1:10

Suitable for 240 series insert.

AS PART OF CONTINUOUS PRODUCT DEVELOPMENT, ALL DETAILS SUBJECT TO CHANGE WITHOUT PRIOR NOTICE. FOR UP TO DATE DETAILS PLEASE VISIT www.rotork.com

 LOSSEER - THE NETHERLANDS www.rotork.com	This drawing is confidential and is the property of Rotork Gears and must not be reproduced either wholly or partly. All rights in respect of patents, designs and copyrights are reserved. © 2013		Document type DETAIL DRAWING	Title AB1950G WITH A PR4 BU insert RH PLANETARY GEARBOX-PR4
	Created NTS	05/11/2013	Drawing Number AB1950G-PR4 BU insert RH	Rev A
Checked PRABU D	11/11/2013	Sheet 1 of 1 Size A3		