

- NOTE:**
1. GEARBOX RATIOS : 480, 540, 720:1
  2. GEARBOX BASEPLATE: F25/FA25, F30/FA30 & F35/FA35
  3. DIMENSIONS WITH "\*" INDICATE COVER REMOVAL ALLOWANCE
  4. THE INTERFACE PROVIDED FOR MOUNTING THE ACTUATOR OR SECOND STAGE GEARBOX ONTO THE VALVE SHOULD CONFORM TO GOOD ENGINEERING PRACTICES, ENSURING ADEQUATELY TOLERANCED LIMITS FOR PARALLELISM, PERPENDICULARITY AND CONCENTRICITY.
  5. ROTORK CANNOT BE HELD LIABLE FOR DAMAGE TO OUR EQUIPMENT CAUSED BY EXCESSIVE LOADING FROM COVER TUBES, HANDWHEEL AND HAND LEVER.

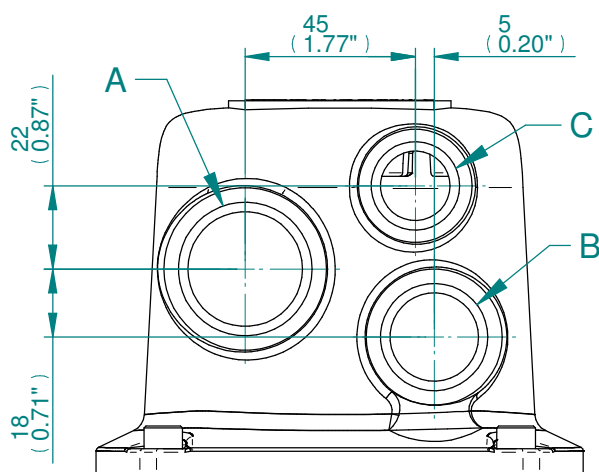
PARAMETER	VALUE	DESCRIPTION
DRAWING TYPE	A	INSTALLATION DRAWING
ACTUATOR	4	CK(R)C30/60
GEARBOX1	W7	IW7
GEARBOX2	RH	HIGH RATIO
CENTRONIK / TERMINAL	B	GTK/3 COND
MECHANISM / MOTOR	S	STD.MECH./SMALL MOT.
HANDWHEEL / REAR / FRONT	0	STD.H.W./STD.REAR/STD.FRNT.
ORIENTATION	0	STD.ORIENT.

<b>CK range</b>	Drawn	JB	19-07-18	<b>Title</b>	DIMENSIONAL DRAWING, CKC30/60 & CKRC30/60, IW7, HIGH RATIO, CENTRONIK / 3 CONDUIT ENTRIES, SMALL MOTOR, STANDARD ORIENTATION.
	Checked	FT	19-07-18		
	Approved	FT	19-07-18		

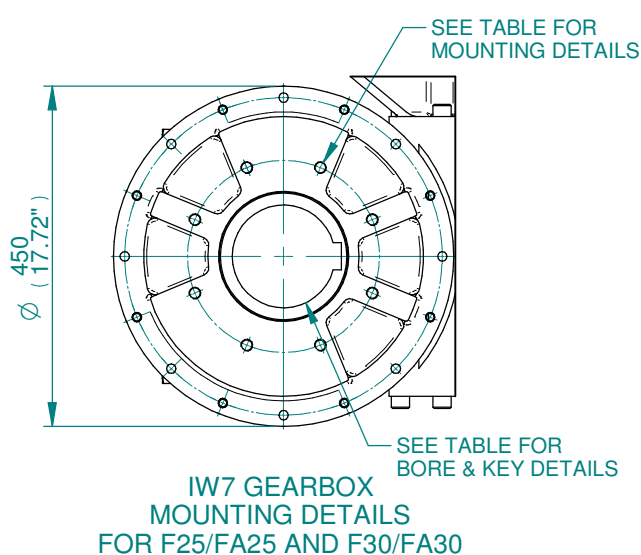
<b>A4</b>	<b>Doc Number</b>	<b>Ver No</b>	<b>Scale</b>	<b>Sheet No</b>
	<b>A4W7RHBS00X</b>	<b>2</b>	<b>NTS</b>	<b>1 of 2</b>

This drawing and the information it contains are property of Rotork Controls Limited, and they will not be reproduced or disclosed, in whole or in part, without the prior written consent of Rotork.

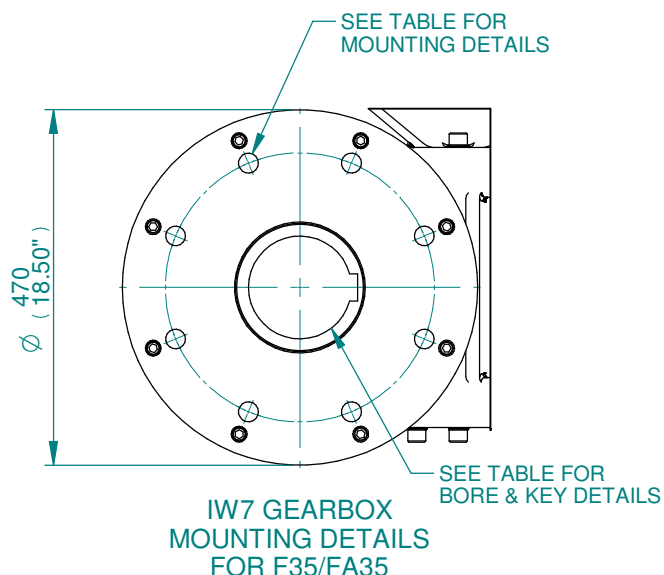
CONDUIT ENTRY HOLE		
Hole	Metric	NPT
A	M32	1 1/4"
B	M25	3/4"
C	M20	3/4"



CONDUIT ENTRIES



IW7 GEARBOX  
MOUNTING DETAILS  
FOR F25/FA25 AND F30/FA30



IW7 GEARBOX  
MOUNTING DETAILS  
FOR F35/FA35

BASEPLATE	X	Y	Z
STANDARD THICKNESS	87	140	172
FILLED THICKNESS	97	150	182
WAFER THICKNESS	118	171	203

STD	MAX BORE SQ KEY		MAX BORE RECTANGULAR KEY	
	BORE	KEY	BORE	KEY
BS4235	-	-	136.0	36X20
BS46	4.875"	1.1/4"SQ	5.125"	1.1/2"X1"
ANSI B17.1	4.875"	1.1/4"SQ	5.25"	1.1/4"X7/8"

BASEPLATE DETAILS		
TYPE	BASEPLATE	HOLE DETAILS (22.5° OFF CENTRES)
ISO F25	STANDARD AND FILLED	8 HOLES M16X24 (0.94") DEEP ON Ø254.00 (Ø10.00") P.C.
FA25		8 HOLES 5/8"UNCX24 (0.94") DEEP ON Ø254.00 (Ø10.00") P.C.
ISO F30		8 HOLES M20X24 (0.94") DEEP ON Ø298.00 (Ø11.73") P.C.
FA30		8 HOLES 3/4"UNCX24 (0.94") DEEP ON Ø298.45 (Ø11.75") P.C.
ISO F35	WAFER	8 HOLES M30X36 (1.42") DEEP ON Ø356.00 (Ø14.02") P.C.
FA35		8 HOLES 1"UNCX36 (1.42") DEEP ON Ø356.60 (Ø14.00") P.C.



Drawn	JB	19-07-18
Checked	FT	19-07-18
Approved	FT	19-07-18

**Title** DIMENSIONAL DRAWING, CKC30/60 & CKRC30/60, IW7, HIGH RATIO, CENTRONIK / 3 CONDUIT ENTRIES, SMALL MOTOR, STANDARD ORIENTATION.

<b>A4</b>	Doc Number	Ver No	Scale	Sheet No
	<b>A4W7RHBS00X</b>	<b>2</b>	<b>NTS</b>	<b>2 of 2</b>